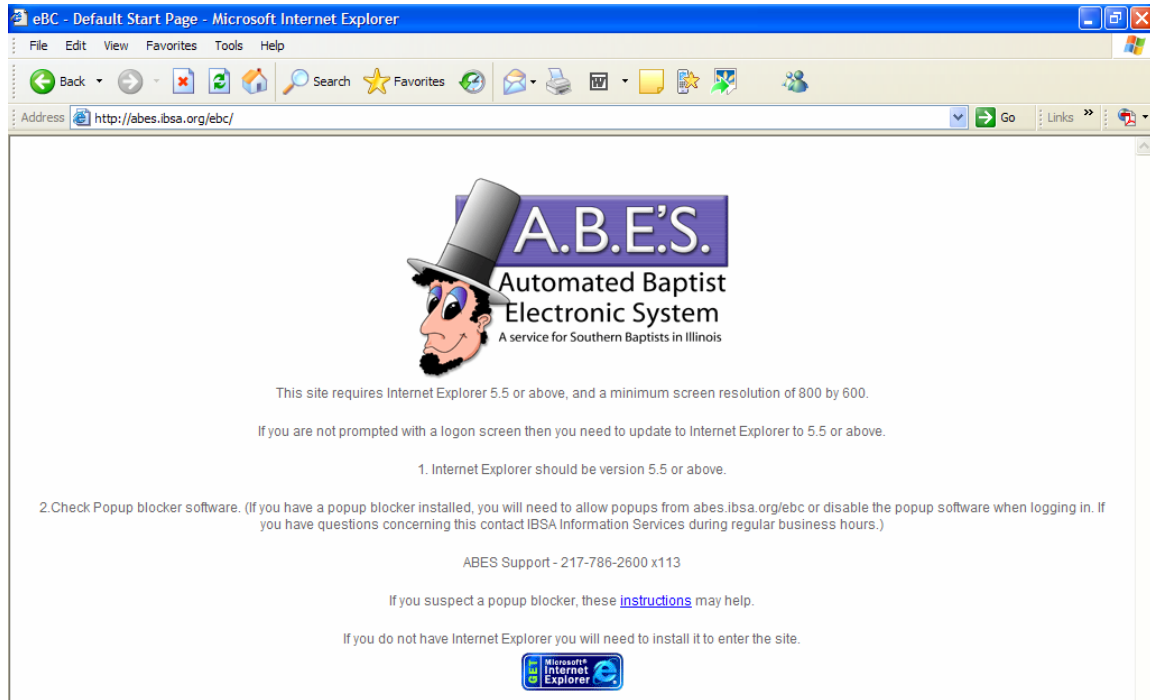


## If you are having a problem with a pop-up blocker, this may help!



There are many popup blockers that can be present on your computer and they all must be set to allow popups from our web site (<http://abes.ibsa.org/ebc>). The popup blockers that are covered by these instructions include the following:

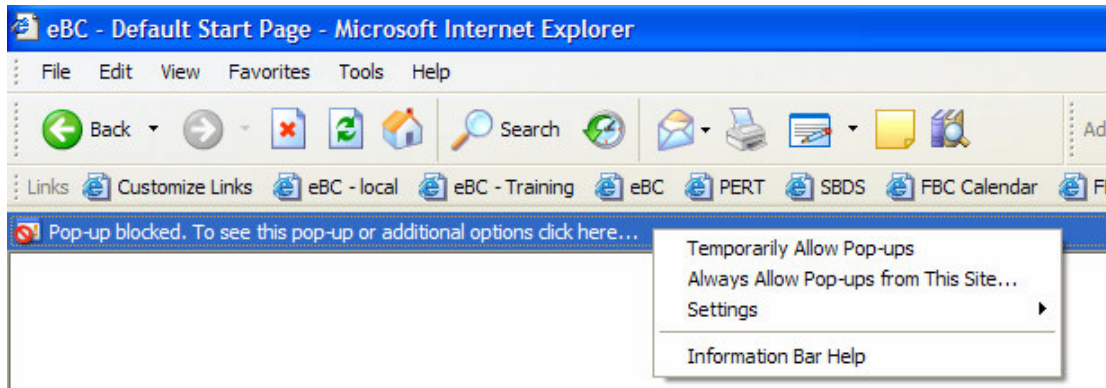
1. Window XP built-in popup blocker
2. Google toolbar popup blocker
3. Yahoo toolbar popup blocker
4. Norton Internet Security

For those popup blockers that are not covered here, you may need to use the help instructions that came with the blocker to allow popups from our site.

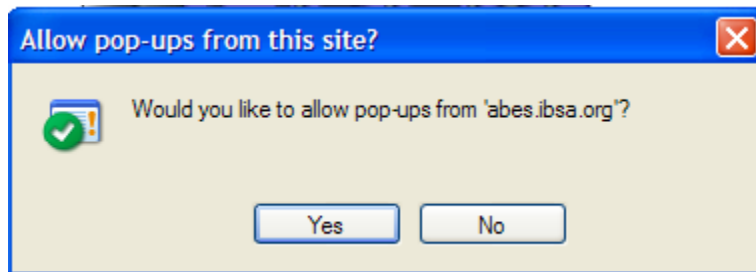
### 1. Instructions for Window XP built-in popup blocker



You need to click on that message (anywhere on that bar will do) which will result in this menu of choices:



Click on “Always Allow Pop-ups from This Site...” which will display:



Click “Yes” and you should be able to see the login screen:




You should now be able to enter your username and password.

## 2. Google Toolbar popup blocking

If you see this near the top of your browser:



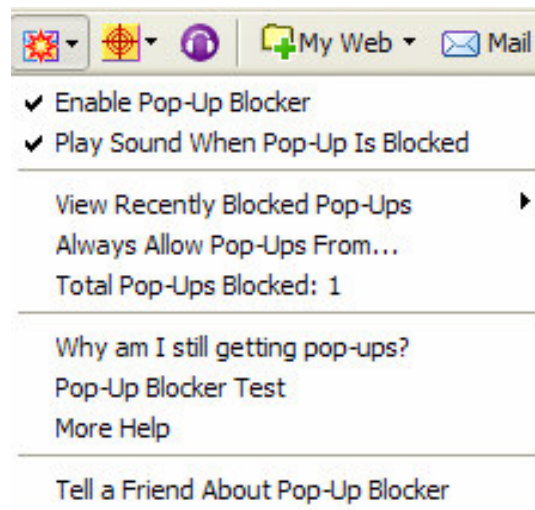
Click on  to allow popups for this site. You should now see the login screen as shown above.

### 3. Yahoo Toolbar popup blocking

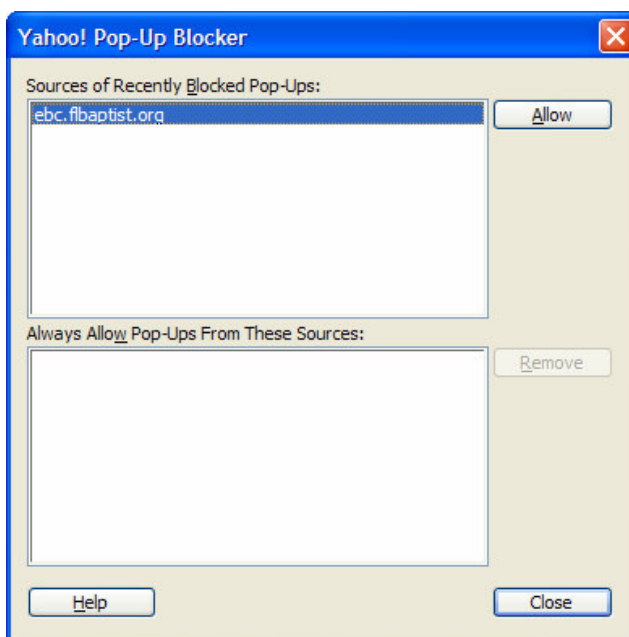
If you see this near the top of your browser:



click on this icon:  which will then show:



From here you need to click on “Always Allow Pop-Ups From...” which will display the following screen:




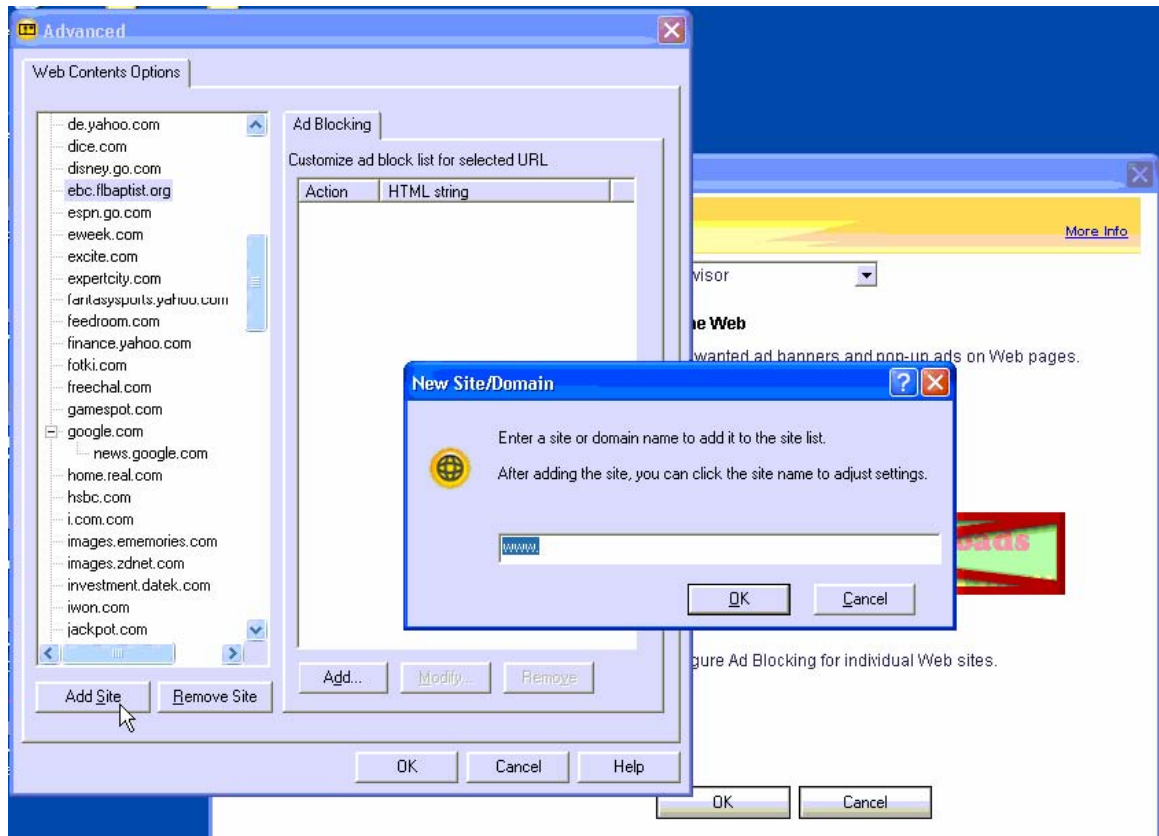
On this screen click allow on the entry in the top box for our site (abes.ibsa.org). You may have several entries in this box so scroll down if you don't see it immediately.

There will be a confirmation message, “Always allow pop-ups from abes.ibsa.org?” and you need to click OK for that message. Then close this window and refresh your browser either by clicking the refresh icon: or by using the F5 key. You should now see the login screen.

#### 4. Norton Internet Security popup blocking

If you have Norton Internet Security, start up that program. If you are not sure look at the lower right-hand corner of your desktop (the system tray area) and look for an icon that

looks like:  You can start it by right-clicking it and choosing the right option. Then click on the “Anti-Spam” button on the left and then popup blocking on the right, then click “advanced” and then “Add Site” to bring up this screen:



Type in abes.ibsa.org on the “New Site/Domain” screen and click OK. Then click the “Add...” button under Ad Blocking to bring up this screen: Again enter abes.ibsa.org and click on the permit option, then click OK.



Click OK to close the “Advanced” window and then OK again to exit Norton. Now when you go into Internet Explorer and go abes.ibsa.org, you should get the login screen (unless you have still another popup blocker).